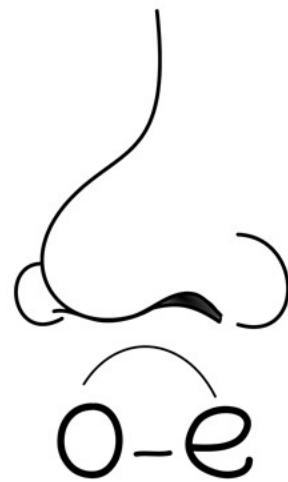
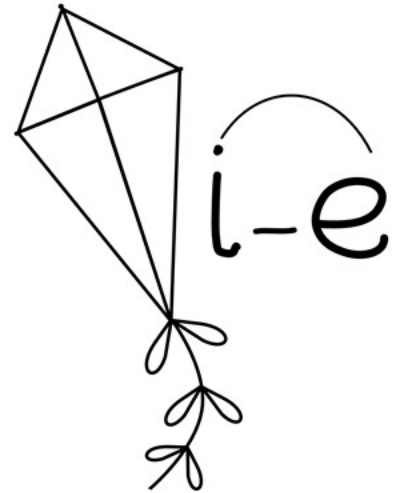


RWI Set 3 Sounds

Home Learning



Revise Set 2 Sounds

Practice saying these sounds. As a challenge time how quick you can say them.

ay

oo

air

ee

ir

igh

ar

ou

ow

or

oy

oo




Ask an adult to say the sounds and time how quick you can write them.

Sound Spotter

Circle or colour the pictures that use the sound in the middle.



ea



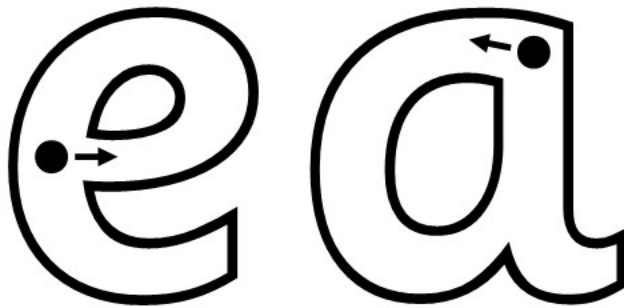
Letter Formation

Trace the letter with your finger.
You can practice writing it in different ways.

Use peach
coloured paint
and write the
letters using
your fingers.

Go outside and
find leaves.
Write the sound
on them.

Use flour
or salt in a
tray and
practice
writing
the
letters.



If you
have
beads use
them to
make the
letters.

If you have chalk write
the sound and then go
over it with water and
a brush.

Use your toys and
make the letter with
them.

Read It Match It

Read the word and match it to the correct picture

leaf



beak



read



bead



Spelling Sleuth

Draw a circle around the correct spelling for each picture.



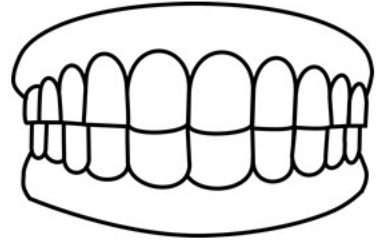
seel seal seul



feat feet fet



peach peech pech



teath teth teeth



meet met meat



threa three thre


Picture and Sentencing Matching

Read each sentence and draw a line to the picture it matches.

I see sea
and sand
at the
beach.

A cup
of tea.

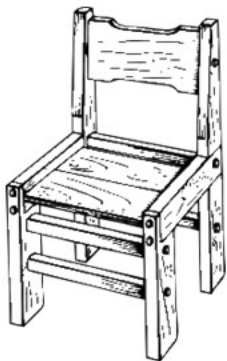

He
reads
a book.




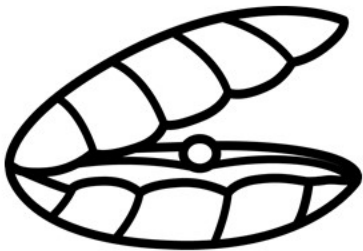

Write a sentence for the odd picture:

Sound Spotter

Circle or colour the pictures that start with the sound in the middle.



oi



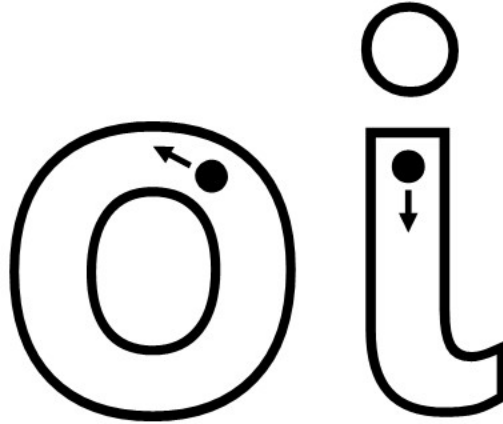
Letter Formation

Trace the letter with your finger.
You can practice writing it in different ways.

Use paints and
write the letter
using your
fingers.

Use a car and
roll it paint.
Make the letter
by rolling the
car on paper.

Glue
tinfoil
onto card
and write
the sound.



Write the
letters in
soil
outside.


Make it out of
playdough or
plasticine.

Be creative and
find different
objects to make
the letter.

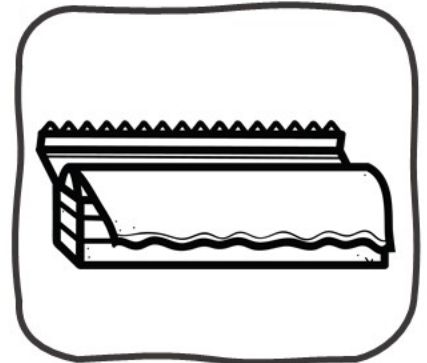
Read It Match It

Read the word and match it to the correct picture

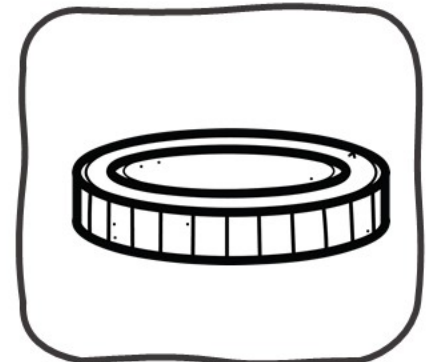
vet



soil



tinfoil




oink



Spelling Sleuth

Draw a circle around the correct spelling for each picture.



coyl coiul coil



boyul boil boyl



toy toi tio



boi boy byo



poison poyson poysn



joi jyo joy



Picture and Sentencing Matching

Read each sentence and draw a line to the picture it matches.

The boy
can
point.

The book
has a
coil.

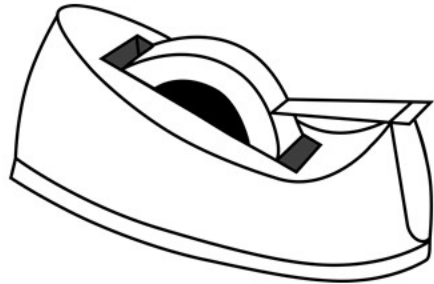
A pig
will
oink.





Write a sentence for the odd picture:

Sound Spotter

Circle or colour the pictures that start with the sound in the middle.



a-e

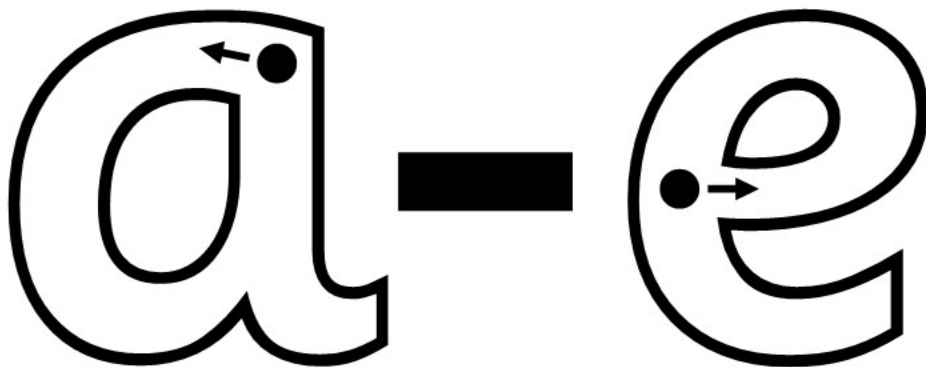


Letter Formation

Trace the letter with your finger.
You can practice writing it in different ways.

Use washi or
other types of
tape and make
the letters.

Make the letters
out of salt dough
and bake it.



Use a salt
shaker and
shake it to
form the
letters.

Use different colours
and make rainbow
letters.


Read It Match It

Read the word and match it to the correct picture

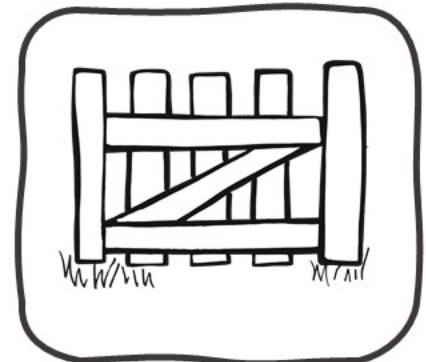
snake




cake



game




gate




Spelling Sleuth


Draw a circle around the correct spelling for each picture.




shayk shaek shake




caek cake cayk




crayon craoen cryaon



saye say sya



same saym saem



sprae sprya spray

Picture and Sentencing Matching

Read each sentence and draw a line to the picture it matches.

I need
to wake
up.

Rake
them
up.


I must
make
my bed.




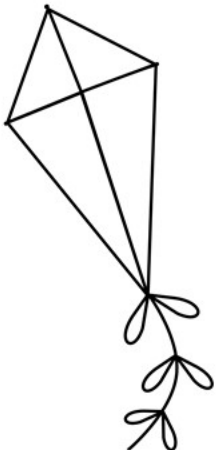
Write a sentence for the odd picture:

Sound Spotter

Circle or colour the pictures that end with the sound in the middle.



ie



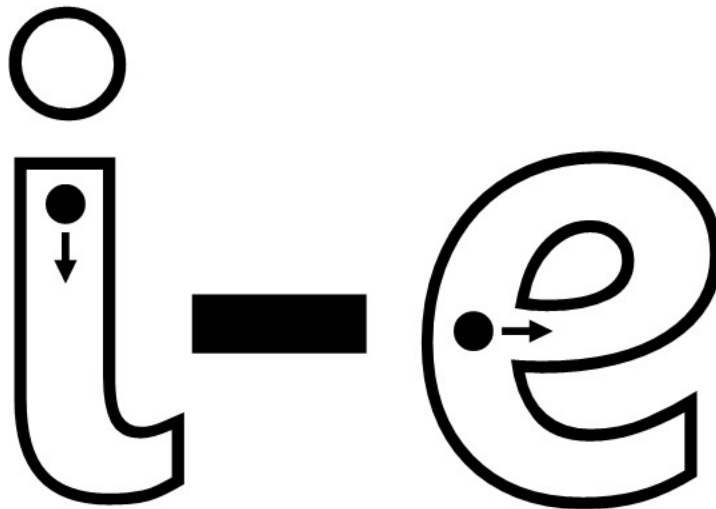
Letter Formation

Trace the letter with your finger.
You can practice writing it in different ways.

Use white paints
and write the
letter using your
fingers.

Go outside and
find different
objects to make
the letter with.

Use rice
in a tray
and
practice
writing
the
letter.



Use an
ice cube
and
write
the
sound
outside.


If you have chalk write
the sound and then go
over it with water and
a brush.

Use your toys and
make the letter with
them.

Read It Match It

Read the word and match it to the correct picture

hive



nine



prize



smile



Spelling Sleuth

Draw a circle around the correct spelling for each picture.



flight fliet flight



kight kite keit



fighv fiev five



thie thigh thghi



nite night ngiht



bike bighk biek

Picture and Sentencing Matching

Read each sentence and draw a line to the picture it matches.

Ride a
bike.

Bright
white
teeth.

I can
hide.




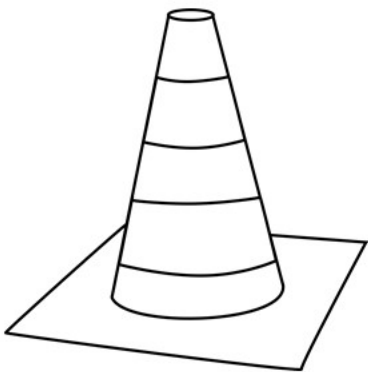
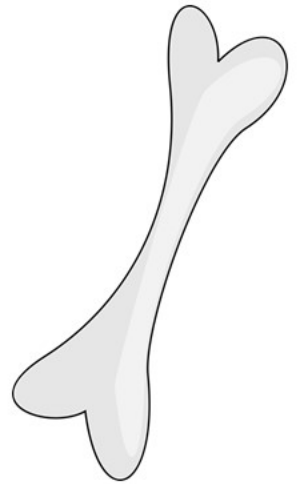
Write a sentence for the odd picture:

Sound Spotter

Circle or colour the pictures that end with the sound in the middle.



o-e



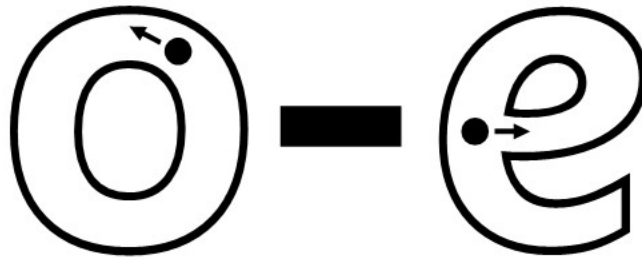
Letter Formation

Trace the letter with your finger.
You can practice writing it in different ways.

Find a note book
and use it write
the sound in
different sizes.

Go outside and
find different
objects to make
the letter with.

If you
have rose
petals use
them to
make the
letters.



Use some
rope to
make
the
sound.


If you have chalk write
the sound and then go
over it with water and
a brush.

Put salt or flower in a
tray and use your
finger to write the
letters.

Read It Match It

Read the word and match it to the correct picture

phone



stone



rose

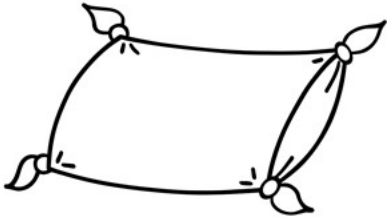


bone



Spelling Sleuth


Draw a circle around the correct spelling for each picture.



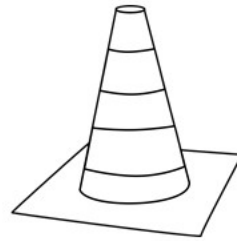
pillow pilloe pillwo



stone stown stoen




sho show shoe



coen cown cone



elbow ebow elboe



bown bone boen


Picture and Sentencing Matching

Read each sentence and draw a line to the picture it matches.

Skip
with a
rope.

The dog
has
found a
bone.

A king
sits on a
throne.



Write a sentence for the odd picture:

Revise Sounds

Practice saying these sounds. As a challenge time how quick you can say them.

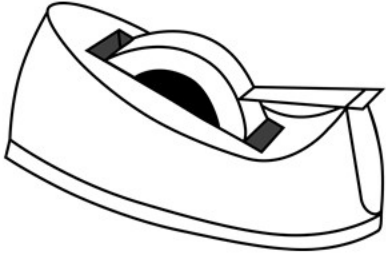
ay	oo	ea	air
oi	ir	igh	oy
ar	ou	ow	a-e
or	i-e	oo	ee
o-e			



Ask an adult to say the sounds and time how quick you can write them.

Revise Spelling


Write the word for each picture by writing a sound in each box.



--	--	--	--



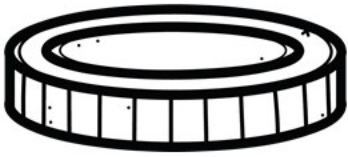
--	--	--	--



--	--	--	--

Revise Spelling

Write the word for each picture by writing a sound in each box.



--	--	--



--	--	--



--	--	--



--	--	--


Roll and read

Use a dice or write numbers 1 – 6 on paper and pick a number. Move that many spaces and read the word you land on.

boil	shine	late	neat	Finish
those				
scream	same	like	coil	stole
				seat
dream	spoke	oink	name	time
white				
home	join	make	clean	Start

Credits

Thank you to all these amazing clipart creators



You do not have to print this page but we have to include it due to the licences of the clipart used.