



RWI Set 2 Sounds

Home Learning



Revise Set 1 Sounds

Practice saying these sounds. As a challenge time how quick you can say them.



m	j	o	th	f
e	a	v	c	z
ch	l	s	y	k
i	qu	h	d	w
r	n	x	sh	t
u	b	p	ng	nk
		g		



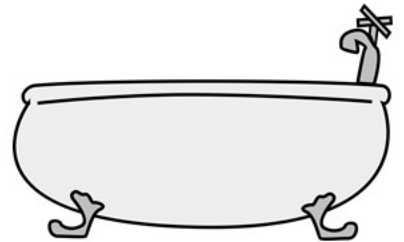



Ask an adult to say the sounds and time how quick you can write them.

Sound Spotter

Circle or colour the pictures that use the sound in the middle.



ay




Letter Formation

Trace the letter with your finger.
You can practice writing it in different ways.

Use different types of crayons to write the sound.

Use a spray bottle and water and spray write the letters.



Use chalk outside and write it different sizes.

Be creative and find different objects to make the letter.


Make it out of playdough or plasticine.

Use wool or string to make the sound.

Read It Match It

Read the word and match it to the correct picture

tray



spray



pay



play



Spelling Sleuth

Draw a circle around the correct spelling for each picture.



sya say saiy



ring rig rign



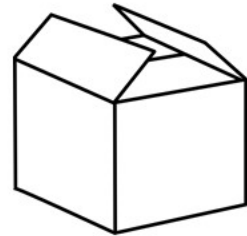
chick cick hcick



spra spray spay



tray tra tay



boks bxo box


Picture and Sentencing Matching

Read each sentence and draw a line to the picture it matches.

It is
day.

A clay
pot.


Spray
on a
tray.



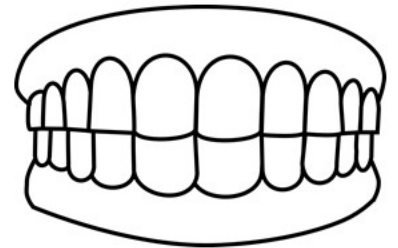

Write a sentence for the odd picture:

Sound Spotter

Circle or colour the pictures that use the sound in the middle.



ee ee



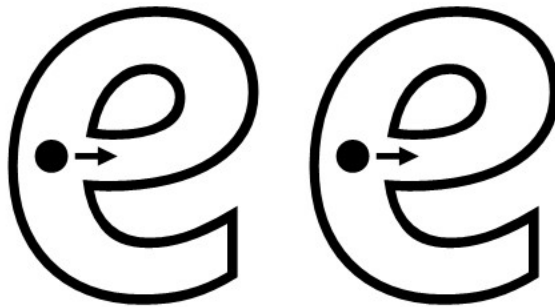
Letter Formation

Trace the letter with your finger.
You can practice writing it in different ways.

Use green paint
and write the
letters using
your fingers.

Use a car and
roll it paint.
Make the
letters by
rolling the car
on paper.

Make it
out of
playdough
or
plasticine.



Use wool
or string
to make
the
sound.

Go outside and
use objects you
find on the
ground to make
the letters.

Use different
colours and
make rainbow
letters.

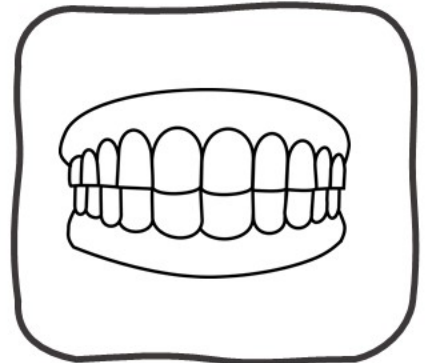
Read It Match It

Read the word and match it to the correct picture

bee




three



seed



teeth



Spelling Sleuth

Draw a circle around the correct spelling for each picture.



foks fox fos



queen quen qeen



ieep jep jeep



wt wet wit



jam iam jm



fit feet fet


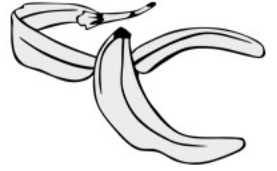
Picture and Sentencing Matching

Read each sentence and draw a line to the picture it matches.

Three
sheep.

I see
peel.

A bee
on a
tree.



Write a sentence for the odd picture:

Sound Spotter

Circle or colour the pictures that use the sound in the middle.



igh



Letter Formation

Trace the letter with your finger.
You can practice writing it in different ways.

Use dough and
make the
letters.

Use a torch at
night and use it
to write the
letters.



Make the
letters
out of
yours toys.

Use
different
colours
and write
a rainbow
sound.

If you have chalk write
the sound and then go
over it with water and
a brush.

Go outside use water
and a paint brush to
write the letters.

Speed Read

Read the words and time how quickly you can read them.

high

night

light

bright

fright

right

tight

might

sight

thigh

A decorative badge with a scalloped border and four small flower-like shapes at the corners. The word "Challenge" is written in the center.

Challenge

Ask an adult to say the words and time how quick you can write them.

Spelling Sleuth

Draw a circle around the correct spelling for each picture.




tight tiht tigt



fIt fight fgiht



yl yell yel



sip hsip ship



liht lIt light



bank bakn bnk


Picture and Sentencing Matching

Read each sentence and draw a line to the picture it matches.

It is
tight.

I sleep
at
night.

It is
high.



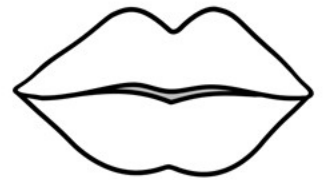
Write a sentence for the odd picture:

Sound Spotter

Circle or colour the pictures that use the sound in the middle.



O W



Letter Formation

Trace the letter with your finger.
You can practice writing it in different ways.

Use coloured
paints and write
the letters using
your fingers.

If it snows go
outside and
write the
letters.

Use flour
or salt in a
tray and
practice
writing
the
letters.



Write the
letters as
slow as
you can.

If you have chalk write
the sound and then go
over it with water and
a brush.

Be creative and make
the letters out of
different objects.

Read It Match It

Read the word and match it to the correct picture


crow




blow



show



row



Spelling Sleuth

Draw a circle around the correct spelling for each picture.




bwo bow bo



qack quack quac



grow gow gro



vit wet vet



thow thro throw



jackit jacket jacet



Picture and Sentencing Matching

Read each sentence and draw a line to the picture it matches.

I can
mow the
grass.

I see a
snowman.

I am
slow.



Write a sentence for the odd picture:

Revise Sounds

Practice saying these sounds. As a challenge time how quick you can say them.


f	ay	nk	y	o
ck	l	ch	d	ee
s	d	m	a	c
qu	v	h	n	u
k	t	z	j	r
ng	e	w	sh	p
i	b	igh	x	th
		ow		



Ask an adult to say the sounds and time how quick you can write them.

Revise Spelling

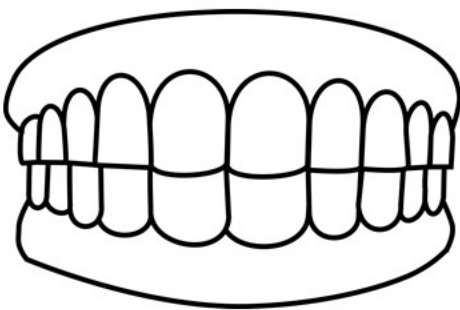
Write the word for each picture by writing a sound in each box.



--	--	--



--	--



--	--	--	--




--	--	--

Revise Spelling

Write the word for each picture by writing a sound in each box.



--	--	--



--	--	--



--	--	--	--



--	--	--



Roll and read

Use a dice or write numbers 1 – 6 on paper and pick a number. Move that many spaces and read the word you land on.

row	high	day	need	Finish
way				
keep	grow	may	sight	tray
				three
light	see	bright	spray	know
play				
slow	clay	green	day	Start

Credits

Thank you to all these amazing clipart creators



You do not have to print this page but we have to include it due to the licences of the clipart used.